

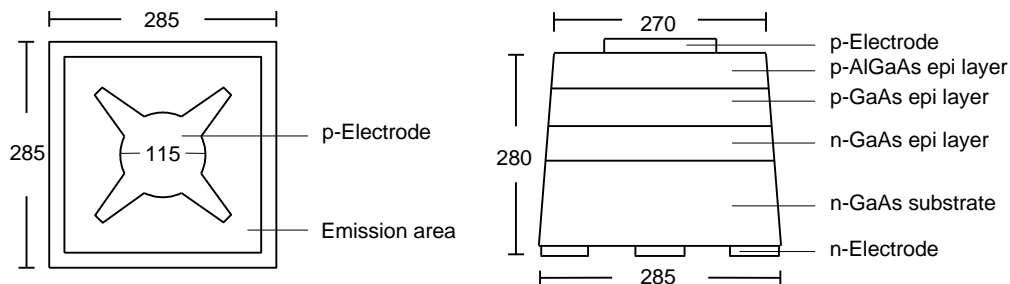
Features :

- AlGaAs/GaAs Wafer
- Good Spectral Matched to Si Detector

Typical Applications :

- Remote Controller
- Peripheral Device
- Photo Coupler
- Photo Interrupter

Outline Dimensions : (Unit: μm)



Physical Structure :

Chip dimension	Chip size	285 μm x 285 μm
	Thickness	280 μm
	Emission area	270 μm
	Bonding pad	115 μm
Electrode	Top: P (anode)	Gold (Aluminum optional)
	Backside: N (cathode)	Gold alloy
Surface condition	Frosted (Smooth for Aluminum pad)	

Electro-Optical Characteristics : ($T_a = 25^\circ\text{C}$)

Parameter	Symbol	Condition	Min.	Typ.	Max.	Unit
Forward Voltage	V_F	$I_F = 20 \text{ mA}$	-	1.22	1.40	V
		$I_F = 100 \text{ mA}$	-	1.35	1.64	
Reverse Voltage	V_R	$I_R = 10 \text{ uA}$	5	-	-	V
Wavelength	λ_p	$I_F = 20 \text{ mA}$	-	940	-	nm
Spectral width at half height	$\Delta\lambda$	$I_F = 20 \text{ mA}$	-	50	-	nm
Radiant Power	P_o	$I_F = 20 \text{ mA}$	0.40	0.89	-	mW

■ Typical Electro-Optical Characteristics Curve:

Fig 1. Forward Current vs. Forward Voltage

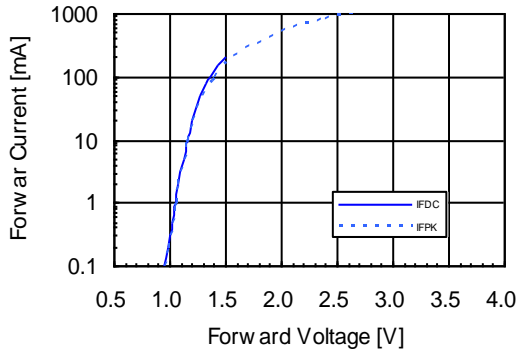


Fig 2. Relative Radiant Power vs. Wavelength

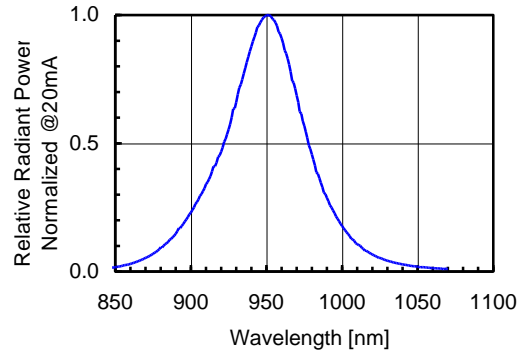


Fig 3. Relative Radiant Power vs. Forward DC Current

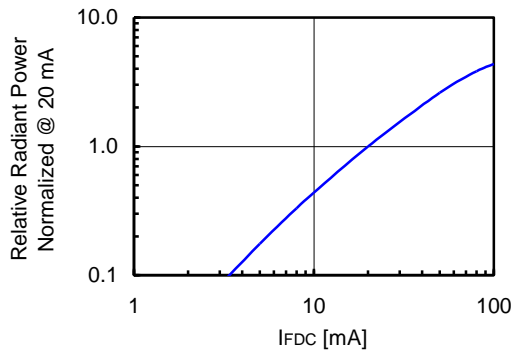


Fig 4. Relative Radiant Power vs. Forward Peak Current

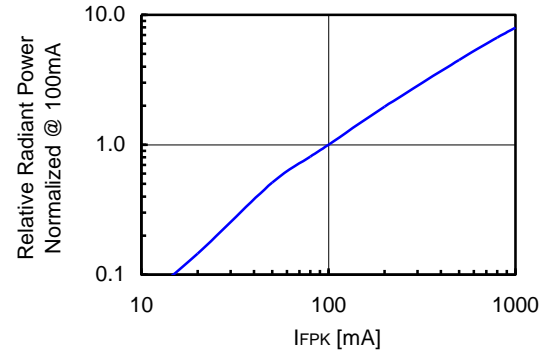


Fig 5. Forward DC Voltage vs. Temperature

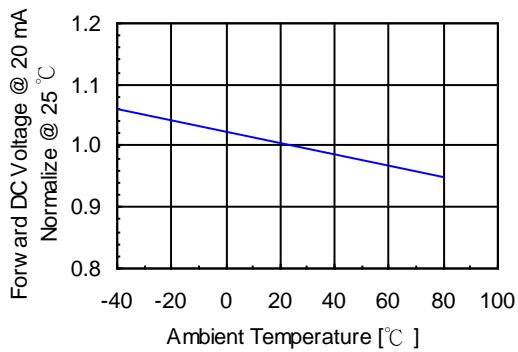


Fig 6. Relative Radiant Power vs. Temperature

